








**FAQ Recommended U-Bolt Torque Specs**

**Correctly adjusted “quality U-bolts” give optimal spring performance and prevent early breakage.**

**Weweler-Colaert always recommend to use vehicle manufacturer U-Bolt torque specifications.** The recommended U-Bolt torque specs will help to keep the leaf springs tight and maintained. If the OE specifications are not available, we recommend to use the standard torque values for bolts and rods.

STANDARD TORQUE VALUES - METRIC SYSTEM

In the absence of specific torque values, the following chart can be used as a guide to the maximum safe torque for a particular size/grade of fastener. There is no torque difference for fine or coarse threads. Torque values are based on clean, dry threads. Reduce value by 10% if threads are oiled before assembly.

Relative Strength		4.6		4.8		8.8 or 9.8		10.9		12.9	
Marking											
Dia.	Wrench Size	Maximum Torque		Maximum Torque		Maximum Torque		Maximum Torque		Maximum Torque	
		lb ft	Nm	lb ft	Nm	lb ft	Nm	lb ft	Nm	lb ft	Nm
M3	5.5mm	.3	.5	.5	.7	1	1.3	1.5	2	1.5	2
M4	7mm	.8	1.1	1	1.5	2	3	3	4.5	4	5
M5	8mm	1.5	2.5	2	3	4.5	6	6.5	9	7.5	10
M6	10mm	3	4	4	5.5	7.5	10	11	15	13	18
M8	13mm	7	9.5	10	13	18	25	26	35	33	45
M10	16mm	14	19	18	25	37	50	55	75	63	85
M12	18mm	26	35	33	45	63	85	97	130	111	150
M14	21mm	37	50	55	75	103	140	151	205	177	240
M16	24mm	59	80	85	115	159	215	232	315	273	370
M18	27mm	81	110	118	160	225	305	321	435	376	510
M20	30mm	118	160	166	225	321	435	457	620	535	725
M22	33mm	159	215	225	305	435	590	620	840	726	985
M24	36mm	203	275	288	390	553	750	789	1070	926	1255
M27	41mm	295	400	417	565	811	1100	1154	1565	1353	1835
M30	46mm	402	545	568	770	1103	1495	1571	2130	1837	2490

**A regular U-bolt torque check is very important. Hereby some minimum guidelines:**

- Torque U-bolts to the recommended specifications immediately upon installation
- Re-torque U-bolts **100 kilometer** after installation
- Re-torque U-bolts **1000 kilometer** after installation
- Re-torque U-bolts **every time** when the vehicle is inspected.